


Model FQCSDC3

- **Combiner 4 Channels**
- **Type Star Point**
- **FM Band 87.5÷108 Mhz**
- **Band II**

The star combiner basically consist of parallel connecting several transmitters to a single antenna system through suitable bandpass filters, each on tuned transmitter frequency to witch it's connected.
The parallel connection is obtained by means of coaxial lines of determined length, so as provide for adequate isolation between transmitters.

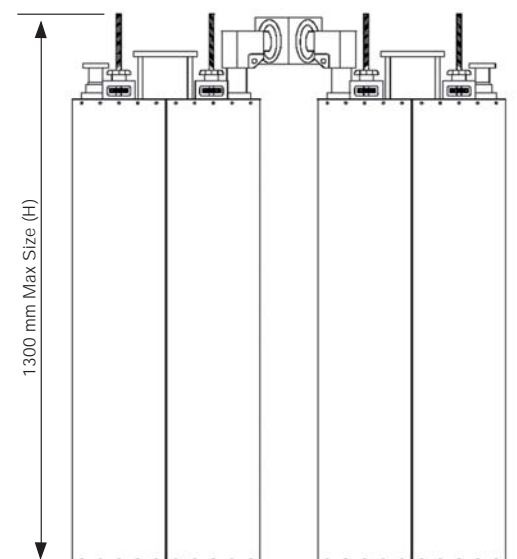
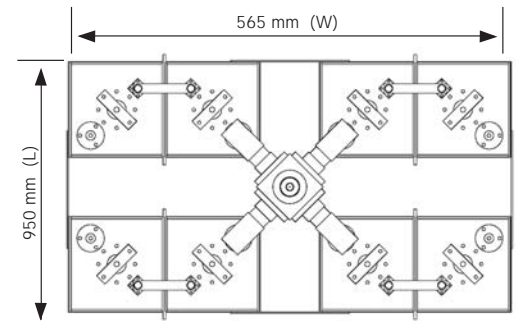


TYPICAL SPECIFICATIONS	
Model	FQCSDC3 – Type STAR POINT
Impedance	50 Ohm
Frequency Range	87.5÷108 MHz
VSWR ±150 KHz	1.1:1 Max
Insertion Loss	at f_0 0.25 dB Max
Return Loss ±150 KHz	≤ -26 dB
Isolation ±2.5 MHz	≤ 30 dB
No. of input	4
No. of output	1
Connectors	Input 7/8" (opt. 7/16") Output 1+5/8"
Max Power	3 KW X 4 CHANNELS
Working Temperature	-20°C + +50°C
Colour	Enamel gray ral 7001
Materials	Aluminium, silver brass, copper, PTFE, stainless steel, silver plated (min 12μ thickness)

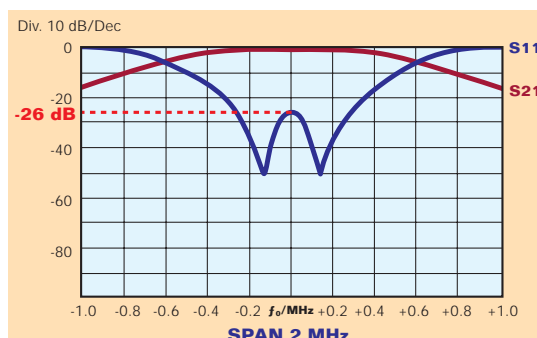
Features:

- Distortion – Free Transmission
- Starpoint system with double pass-band cavity filters
- Starpoint system with triple pass-band cavity filters (standard configurations)
- Starpoint system with pass stop
- Low loss, high isolation
- Natural convection
- Option Group Delay equalizer

Dimensions	1300(Max size) x 950 x 565 mm (51.2(Max size) x 37.4 x 22.2 inch) (H x L x W)
Net Weight	≈ 45 Kg (double cavity)



Typical shape of a curves for S11 and S21 parameters for single filter



"These specifications are subject to change without notice"